

***Preventable Hospitalizations  
Among Persons With Disabilities  
Enrolled in Medicaid,  
Michigan 2006-2008***

Source: MDCH Medicaid Data

# *Preventable Hospitalizations*

- Also called “Ambulatory Care Sensitive Conditions”
- Can serve as indicators of deficiencies in ambulatory care delivery system:
  - Inadequate access
  - Uncoordinated, untimely or otherwise sub-standard outpatient care

# *Preventable Hospitalizations*

- ACS conditions:
  - Hospitalizations for:
    - Short-term complications due to diabetes
    - Long-term complications due to diabetes
    - Uncontrolled diabetes
    - Lower-extremity amputations among patients with diabetes
    - Chronic obstructive pulmonary disease
    - Hypertension
    - Congestive heart failure

# *Preventable Hospitalizations*

- ACS conditions (continued):
  - Hospitalizations for:
    - Angina without procedure
    - Adult asthma
    - Perforated appendix
    - Dehydration
    - Bacterial pneumonia
    - Urinary tract infections

## *A “disability” was defined as:*

“the inability to engage in any substantial gainful activity by reason of any medically determinable physical or mental impairment(s) or combination of impairments that causes marked and severe functional limitations, and that can be expected to cause death or that has lasted or can be expected to last for a continuous period of not less than 12 months.”\*

\*<http://www.ssa.gov/disability/professionals/bluebook/general-info.htm>

## *“Persons enrolled in Medicaid”*

- Full, not partial (e.g., emergency medical services only) health benefits
- Beneficiary must have been continuously enrolled in Medicaid for 11 or 12 months in one or more of the study years (2006-2008)
- Medicaid must have been the beneficiary's sole source of health insurance coverage

# *Preventable Hospitalizations*

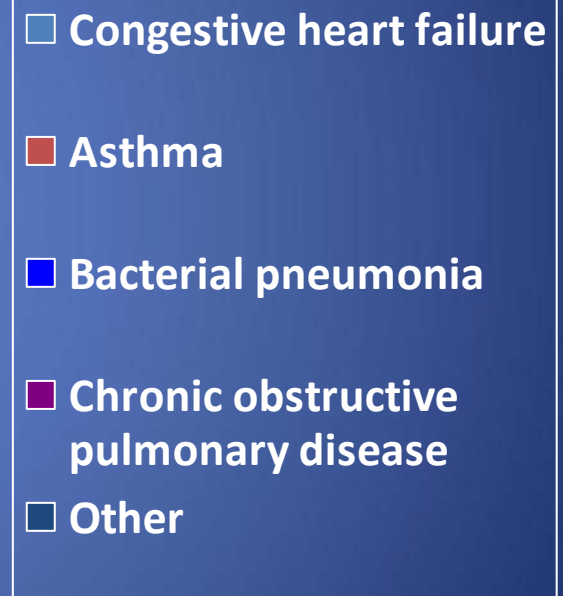
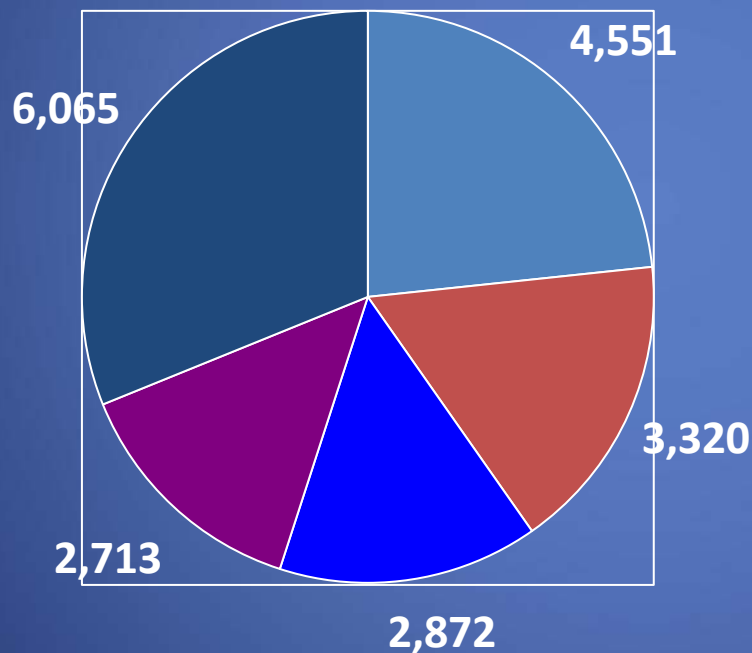
- Characteristics of Study Population (Adults Age 18-64 With Disabilities on Medicaid)
  - Total: ranged from 90,065 in 2006 to 100,774 in 2008
  - 80% enrolled in managed care
  - 55% were female, 45% were male
  - 46% were age 18-44, 54% were age 45-64
  - 51% were white, 44% black & 5% other

# *Preventable Hospitalizations*

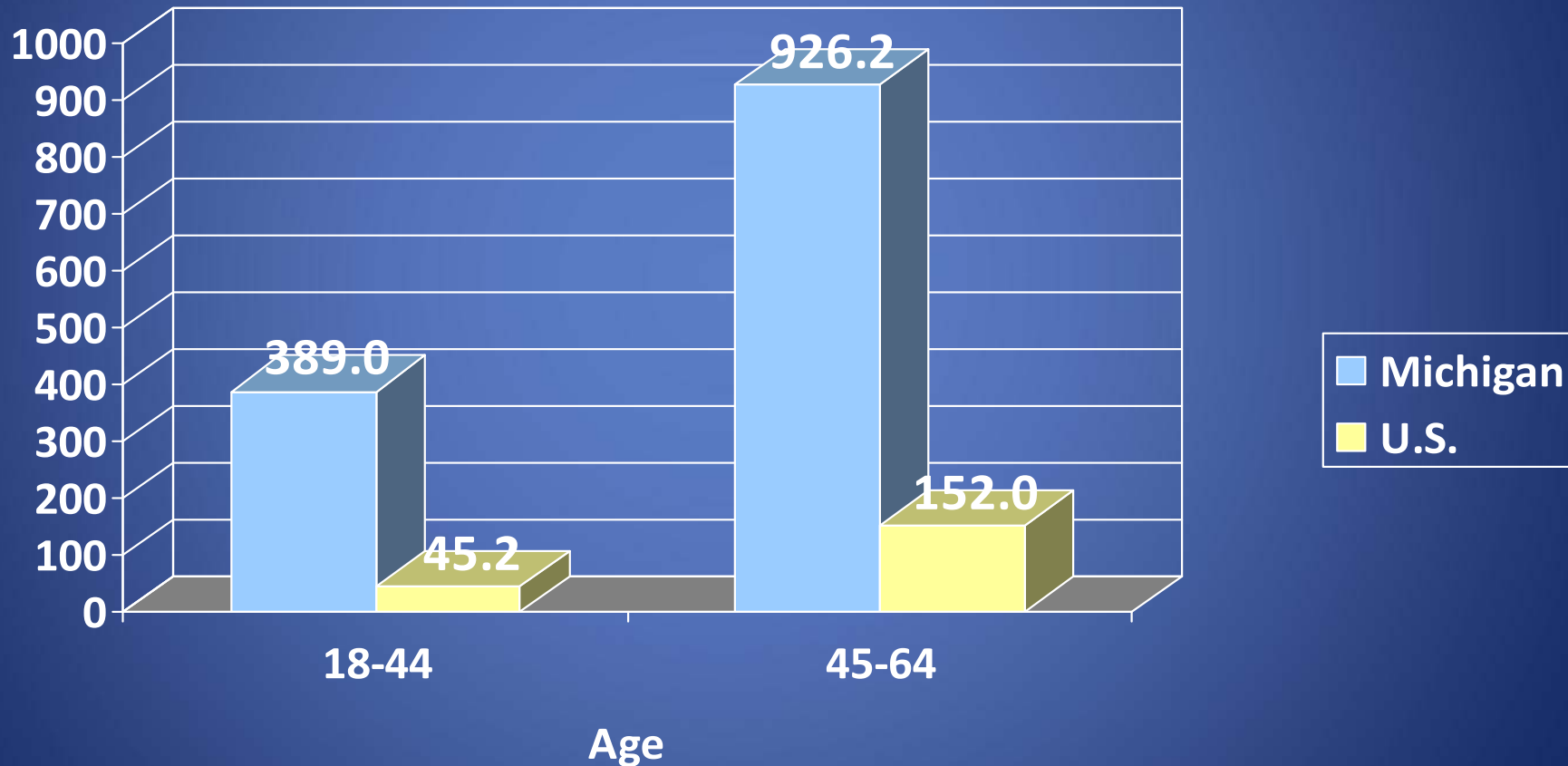
- Between 2006 and 2008, Michigan adults with disabilities on Medicaid experienced 19,521 preventable hospitalizations.
- Their *rate* of hospitalizations for these conditions was 681.2 hospitalizations per 10,000 persons with disabilities on Medicaid.



# Number of Preventable Hospitalizations by Type of Condition, Michigan Adults with Disabilities on Medicaid, 2006-2008

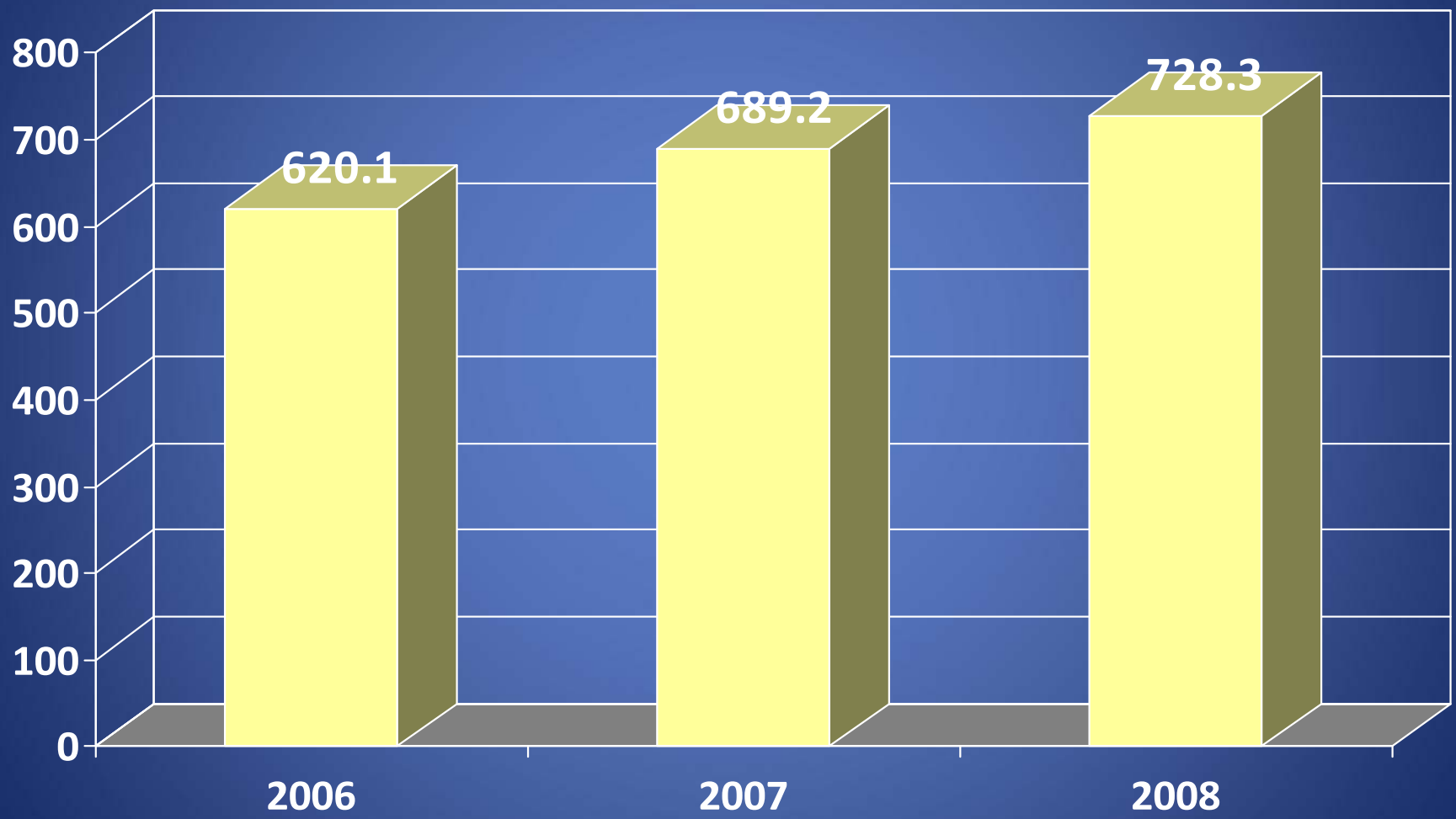


***Gender-Adjusted Rates (Per 10,000) of Total Preventable Hospitalizations By Age, Michigan Adults (Age 18-64) With Disabilities Enrolled in Medicaid in 2006-2008 and Total U.S. Adults (Age 18-64), 2007***

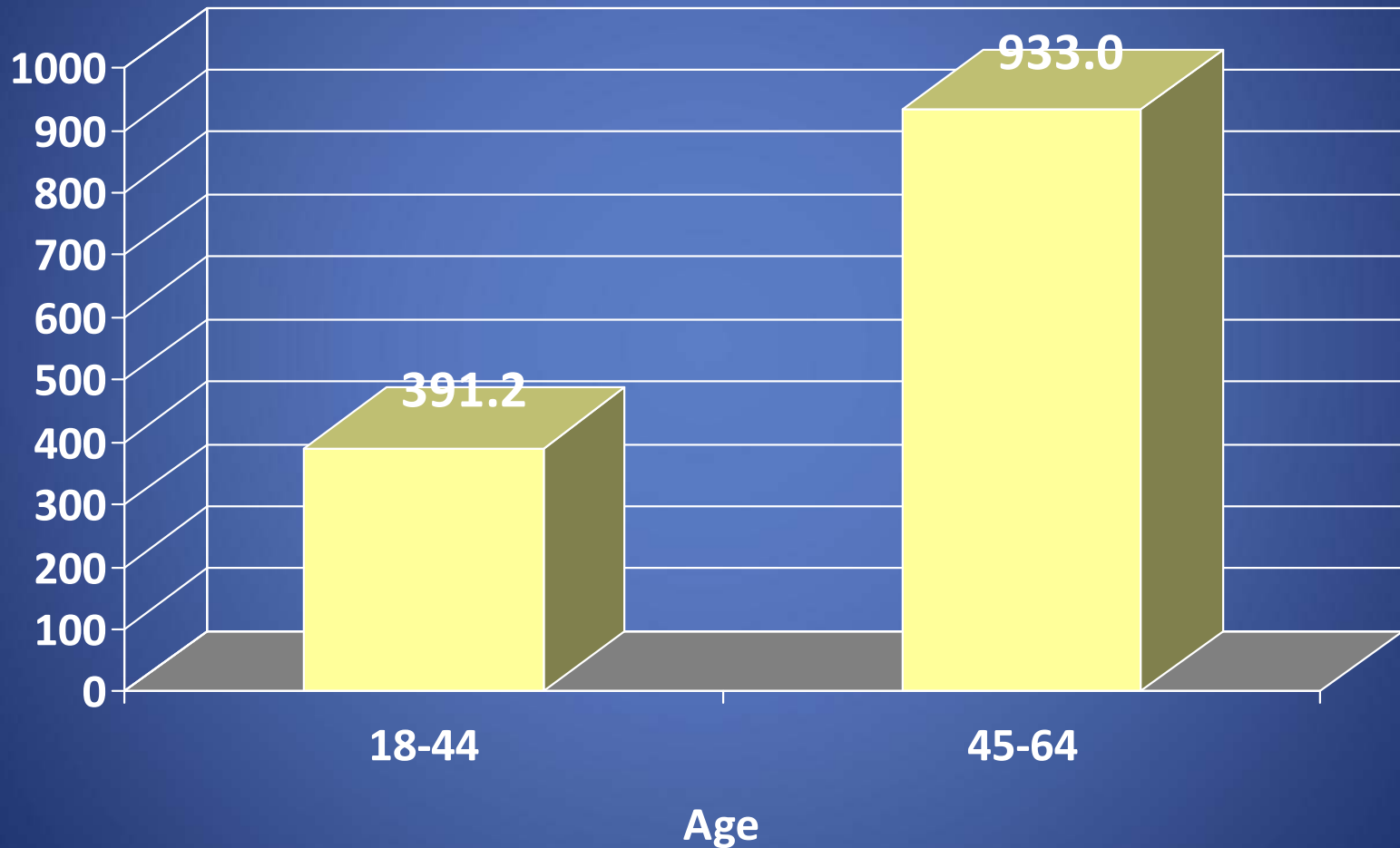


***Source of MI data: MDCH Medicaid Program; Source of US data: AHRQ, H-CUPnet***

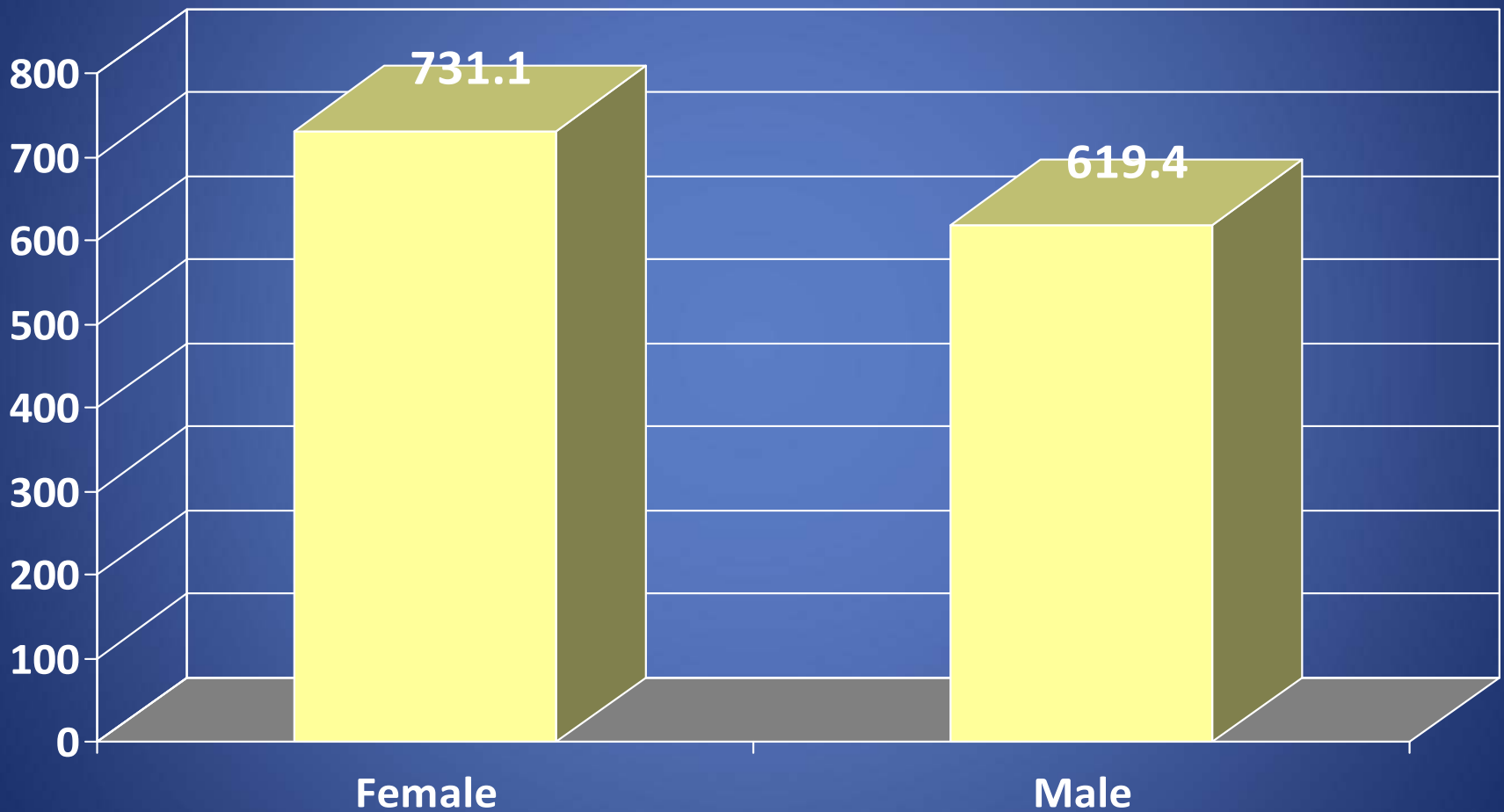
*Rates (per 10,000) of Total Preventable Hospitalizations By Year,  
Adults (Age 18-64) With Disabilities Enrolled in Medicaid,  
Michigan 2006-2008*



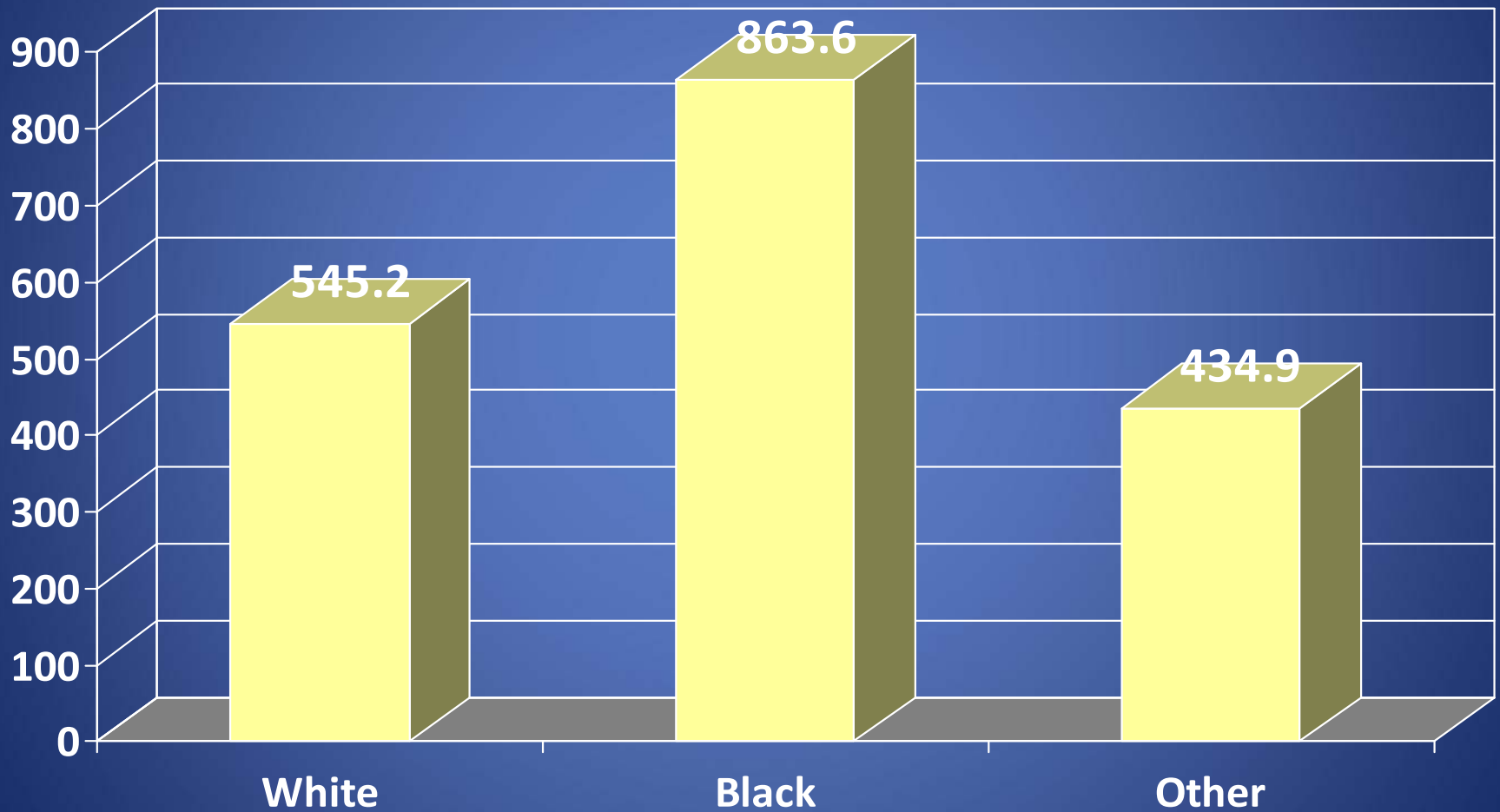
***Rates of Total Preventable Hospitalizations By Age,  
Adults (Age 18-64) With Disabilities Enrolled in Medicaid,  
Michigan 2006-2008***



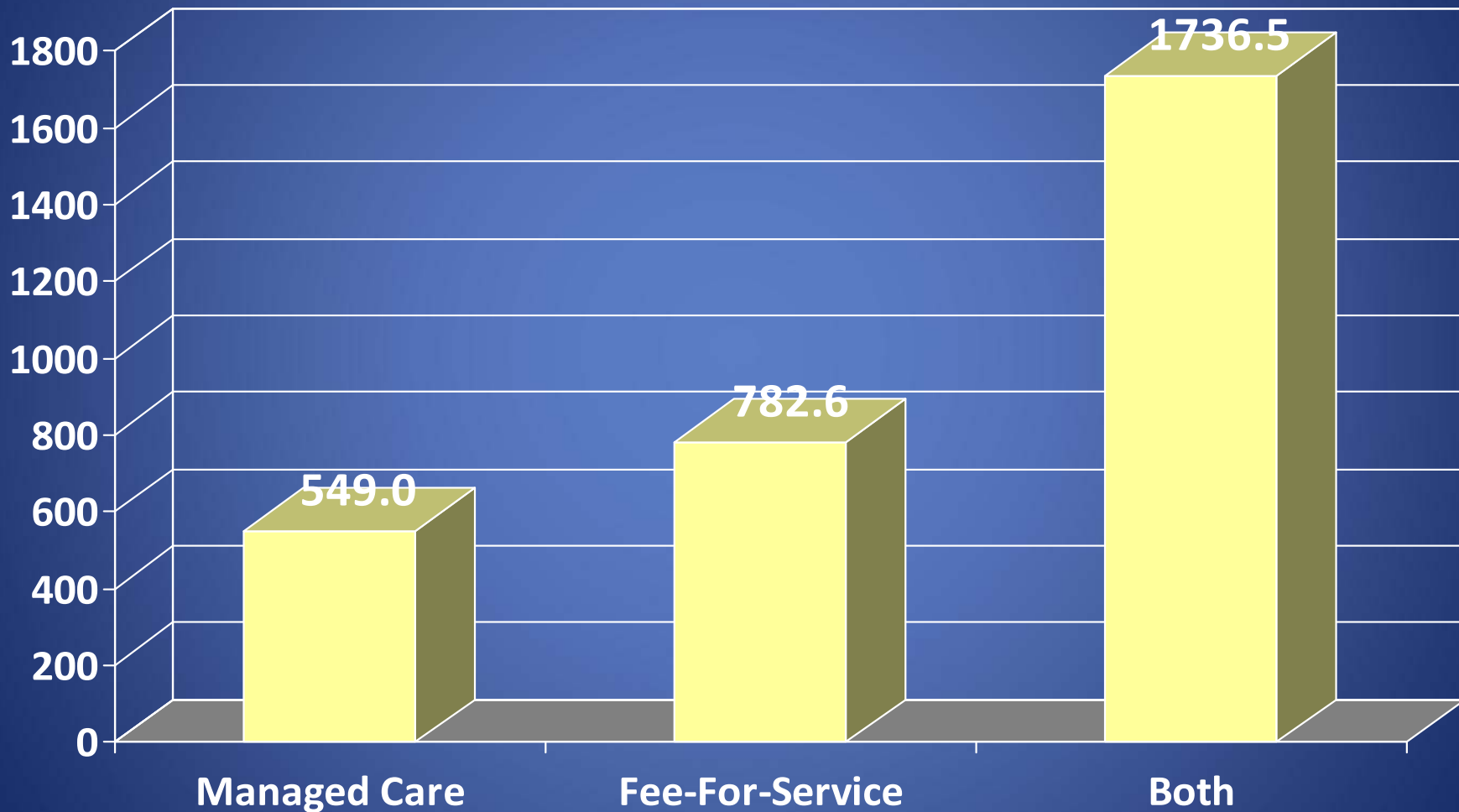
*Rates of Total Preventable Hospitalizations By Gender,  
Adults (Age 18-64) With Disabilities Enrolled in Medicaid,  
Michigan 2006-2008*



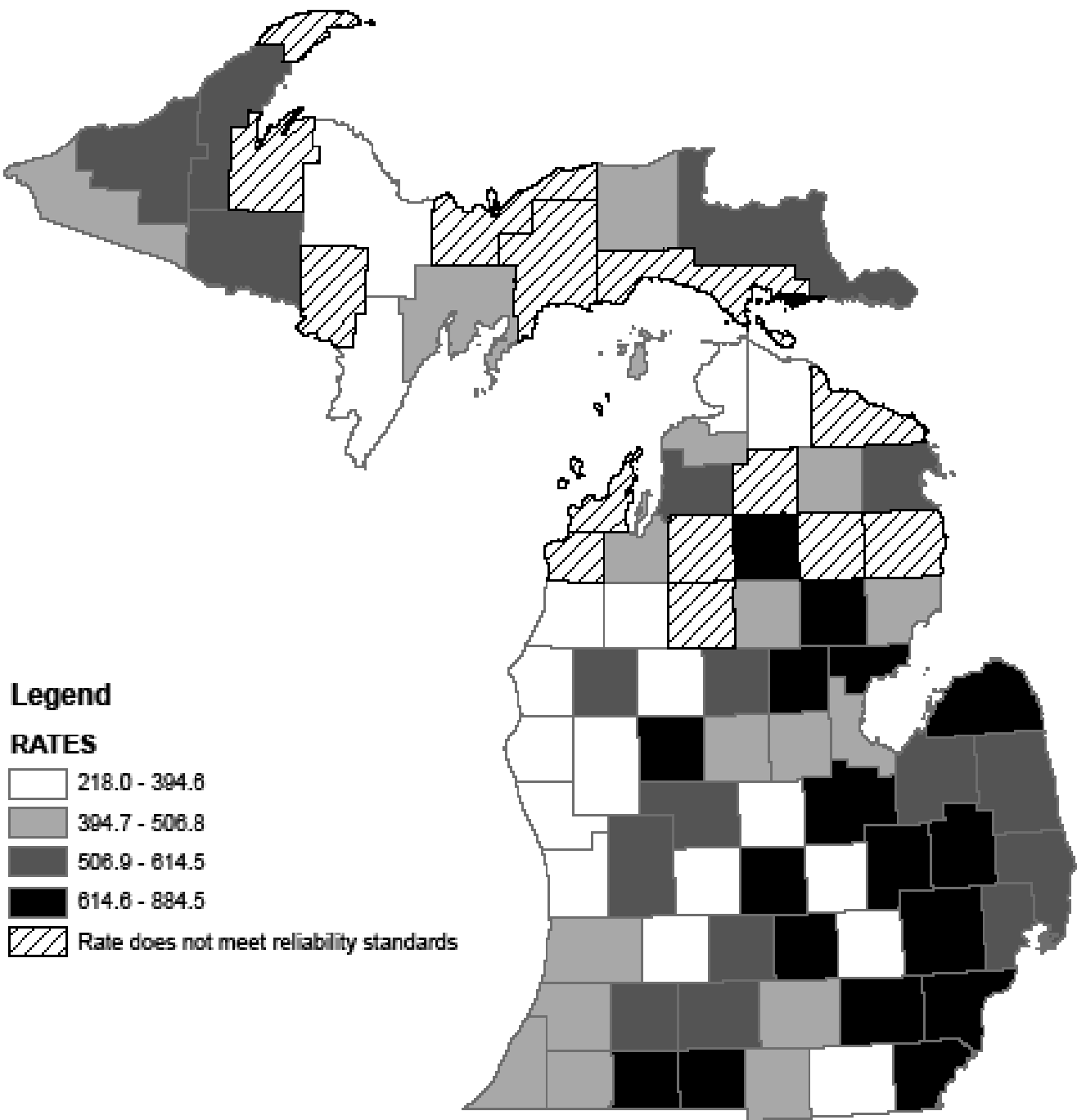
***Rates of Total Preventable Hospitalizations By Race,  
Adults (Age 18-64) With Disabilities Enrolled in Medicaid,  
Michigan 2006-2008***



*Rates of Total Preventable Hospitalizations By Type of Coverage,  
Adults (Age 18-64) With Disabilities Enrolled in Medicaid,  
Michigan 2006-2008*



*Rates of Total Preventable Hospitalizations By County, Adults (Age 18-64) With Disabilities on Medicaid, Michigan 2006-2008*





# *Summary*

## *Preventable Hospitalizations (PH) Among Persons With Disabilities on Medicaid, Michigan 2006-2008*

- Elevated PH rates can highlight population groups with higher unmet need for accessible and effective outpatient care.
- **In MI among PWD (age 18-64) on Medicaid, PH rates:**
  - Were much higher than rates in the general population;
  - Increased between 2006 and 2008; and
  - Were higher among persons 45-64, females, African-Americans, persons **not** enrolled in managed care, and residents of the lower eastern and south central portions of the state.

***Data Management:***

*Erika Garcia*

Health Systems Analyst

***Report Preparation:***

*Peter DeGuire*

Epidemiologist

(517)335-8703

[deguirep@michigan.gov](mailto:deguirep@michigan.gov)